

FOLKWAYS®



Cicadas: A Loud Insect for Emerging Artists



Lesson Created by Dana Holstein and Megan A. Bacorn

Objective- The students will use their five senses to connect and describe vocabulary words in the recording.

Standards -

ELA.2.41 Use words and phrases acquired through conversation, reading, being read to, and responding to texts; use adjectives to describe.

ELA.3.27 Recall information from experiences or gather information from print and digital sources; take brief notes on sources and sort evidence into provided categories.

Grade Level Strands- Grades 2-3

Length- 2 days

BIG Idea - Sometimes insects are scary, students will get to see and hear the cicada side of things.



Public
BROADCASTING

Summary

Students will listen to the [Cicadas: A Loud insect for emerging artists.](#) They will explore interesting vocabulary and descriptions found in the recording to create a graffiti wall, acrostic poem, directional drawing, and cicada art.

Teacher To-Do List & Materials

Read through entire lesson and listen to broadcast prior to students' listening.

Materials:

- Sticky notes for Graffiti Wall
- Plain paper and utensils for directional drawing
- Paper and colored pencils for drawing a cicada
- Cardstock for Cicada art walk
- highlighters

Prep:

- Make copies of Cicada cut out onto cardstock. (slide 18) (enlarge on copier if desired)
- [How to Draw a Cicada Directional Drawing](#)
- Print transcript of recording for annotations
-

Engage



Listen and Draw

Engage



Directional Drawing



Explore


CICADA

oval

shed

Vocabulary

Explore



What do you Know about cicadas?

What did you learn about cicadas?

What do you wonder about cicadas?




Apply

C
I
C
A
D
A

Acrostic


Explain




Author's Chair

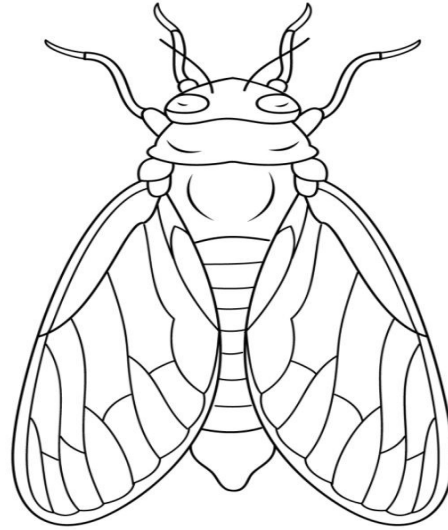


Share





Reflect




Extend

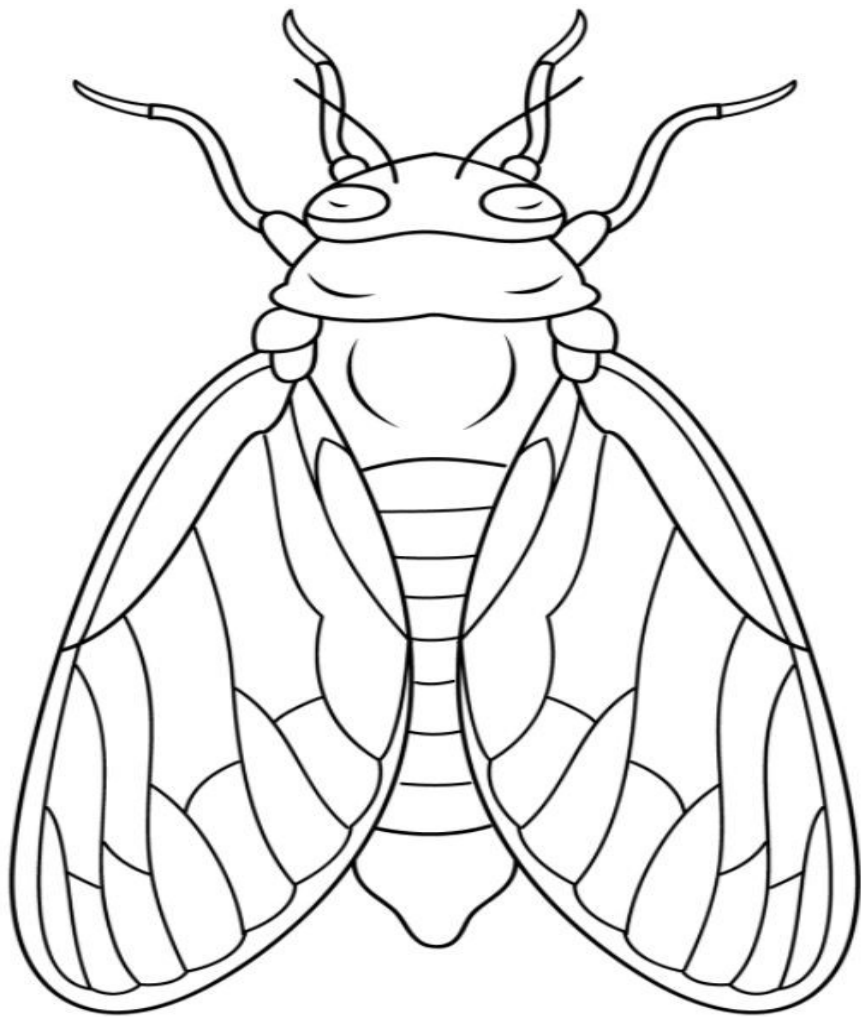
- Create a Cicada Life Cycle Poster
- Do a mini-lesson on the prefix “re”: rebrand, renew, rebirth
- Read additional texts and watch videos about cicadas
- Have students submit their cicada art and poem to the local newspaper for Poetry month.

Exit Ticket

1. How long have Cicada nymphs lived under the ground?
2. How many eyes do cicadas have?
3. What do cicadas eat?
4. Where do female cicadas lay their eggs?
5. What happens after the cicada nymphs hatch?

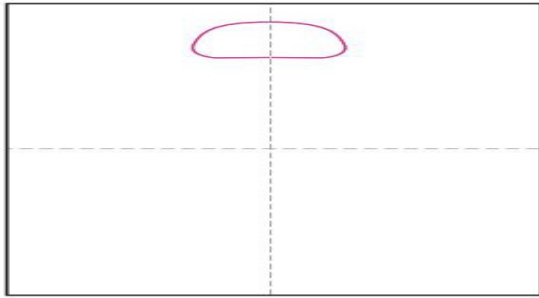
A Periodical Cicada's Life



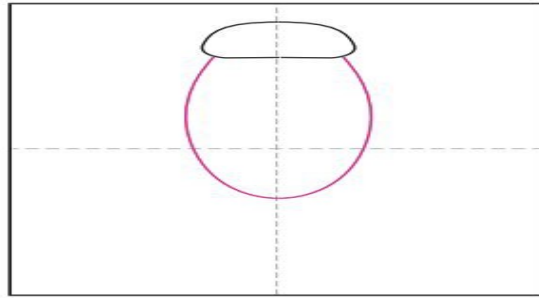


Recording Transcript:

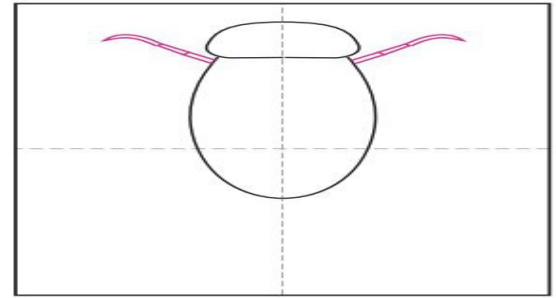
Cicada



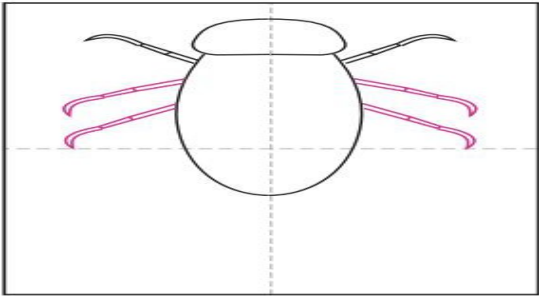
1. Start with a flat oval head.



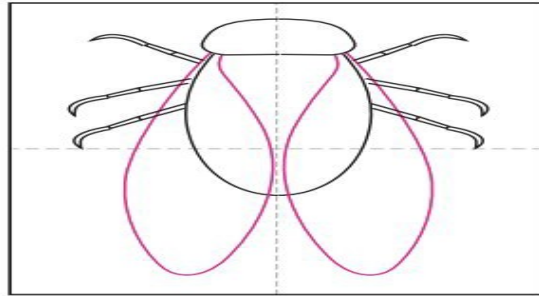
1. Add oval body below.



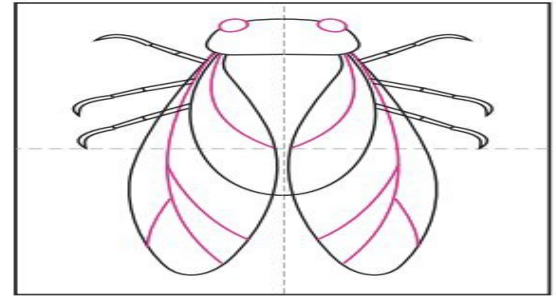
2. Draw front segmented legs.



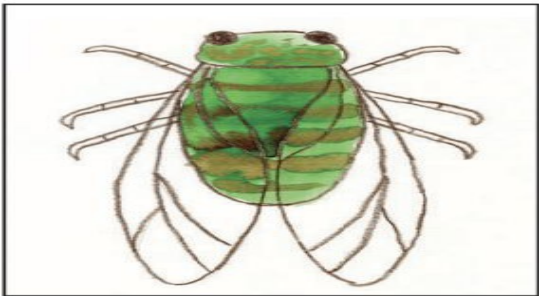
3. Add middle and back legs.



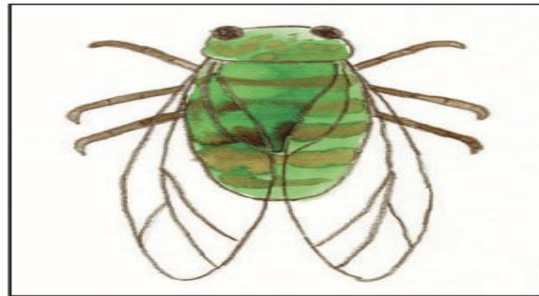
4. Draw two wings over the body.



5. Add wings lines and two eyes.



6. Trace with brown crayon. Paint green, add brown on top while wet.



7. Paint inside legs with brown.



8. Paint background with a contrasting color.



[Insert Cicada Close Read Transcript HERE](#)



I would not like to be
a Cicada because I don't
want to be stepped on.
And they have red eyes.



I would not like to be a
cicada because they die
after 17 years.



I would not like to be
a cicada because I
don't want to live
underground.



I would not like to be
a Cicada because I don't
want to be under ground
for 17 years.



I would like to be
a cicada because
I can move fast.