






Learn at Home with PBS KIDS



Problem-Solving BINGO





Learn at Home with PBS KIDS

Hello, Families!

Welcome to **Learn Along Bingo!** We're happy to share PBS KIDS activities with you and to work with PBS member stations and community partners across the country to help support learning at home. With Learn Along Bingo, children can view, explore, and play as they learn alongside their PBS KIDS friends on the PBS KIDS 24/7 channel. We hope your family will use it to inspire learning each and every day.

It's Problem-Solving Week!

In this packet, there are printable activities and everyday learning ideas for you and your child to choose from. As you complete each square, mark it off to celebrate the learning.

Learning Spotlight: Creative Problem-Solving

This week, we're learning that solving problems is important because we are motivated to find solutions and we learn about persistence.

Show What You Know: Kitchen Math Activity

The last activity in this packet is a perfect way for children to work through a challenging activity.

Ready for more? Watch your favorite PBS KIDS shows on the 24/7 channel and live stream at pbskids.org/video/livetv or on your local PBS station.

Happy learning!
PBS KIDS




Find free activities, articles and tips to support at-home learning on pbskidsforparents.org

PBS KIDS and the PBS KIDS Logo are registered trademarks of Public Broadcasting Service. Used with permission.




Creative Problem-Solving


BINGO



Animal Tracks Matching Game



**Draw a picture on a paper.
Cut it in 6 pieces.
Mix them up and then
make the picture again.**



The Conductor's Concentration




**Look around the room.
Then close your eyes and
describe 2 items you saw.**



Kitchen Math




**Play "I Hear With My
Little Ear" with someone.
What noises do you hear?**



Bridges



**I am a shape. I have four
sides. Each side is the
same length. What am I?**



Memory Matching Game

PreK-K

Find more games and activities at pbs.org/parents/learn-at-home



PBS KIDS and the PBS KIDS Logo are registered trademarks of Public Broadcasting Service. Used with permission. Made available by the Corporation for Public Broadcasting, a private corporation funded by the American people.



Animal Tracks Matching Game


GET READY

This game is a version of the classic children's game known as Memory or Concentration. In this version, kids will match animals with their tracks. It can be played by 1 to 4 people.

Print and cut the squares for each set of cards. To make the game pieces sturdier and last longer, glue the paper to a cereal box before cutting. You could also laminate the cards.

TALLY HO! LET'S PLAY!

1. Shuffle the cards and then turn them over on a flat surface so that they are face down.
2. Begin the game by turning two cards over at a time to see if you can match the animal with its footprints.
3. If the two cards go together, put that pair of cards aside and try to find another pair.
4. If they don't match, turn both cards face down again and let another person take a turn.
5. Move like an animal or imitate the sound it makes.
6. The player that finds the most matches wins the game!



(continued) ➔

For more games and activities visit pbskidsforparents.org















PBS KIDS and the PBS KIDS Logo are registered trademarks of Public Broadcasting Service. Used with permission. NATURE CAT and associated characters, trademarks and design elements are owned by Spiffy Entertainment, LLC © 2017. All rights reserved. Major funding for the series is provided by the Corporation for Public Broadcasting (CPB) and the Van Eekeren Family, founders of Land O'Frost. Additional funding: The Hamill Family Foundation, The Segal Family Foundation, The Arthur Vining Davis Foundations, Polk Bros. Foundation, Elizabeth Morse Genius Charitable Trust, Alvin H. Baum Family Fund, Bobolink Foundation, Sage Foundation, The David E. Zyer Family, Dr. Scholl Foundation, and per Colonel Stanley R. McNeil Foundation. Made available by the Corporation for Public Broadcasting, a private corporation funded by the American people.





Game Cards















 Horse	 Horse	 Goose	 Goose
 Deer	 Deer	 Duck	 Duck
 Eagle	 Eagle	 Lion	 Lion





Game Cards




 Wolf	 Wolf	 Bear	 Bear
 Fox	 Fox	 Rabbit	 Rabbit
 Frog	 Frog	 Elephant	 Elephant





The Conductor's Concentration



Test your memory skills in this game of concentration.


The Conductor's Concentration is a version of the classic children's game known as Memory or Concentration. It can be played by 1 to 4 people.

MAKE THE GAME:



Print and cut the squares for each set of cards. To make the game pieces sturdier and last longer, glue the paper to a cereal box before cutting. You could also laminate the cards.

HOW TO PLAY:

Shuffle one set of 12 cards and turn them over on a flat surface so that they are face down. Begin the game by turning two cards over at a time to see if they match. If they do, put that pair of cards aside and try to find another pair. If they don't match, turn both cards face down again and let another person take a turn. The player that finds the most matches wins the game. For a real challenge, mix all three sets of cards together and play one big game.



Find more games and activities at pbskidsforparents.org










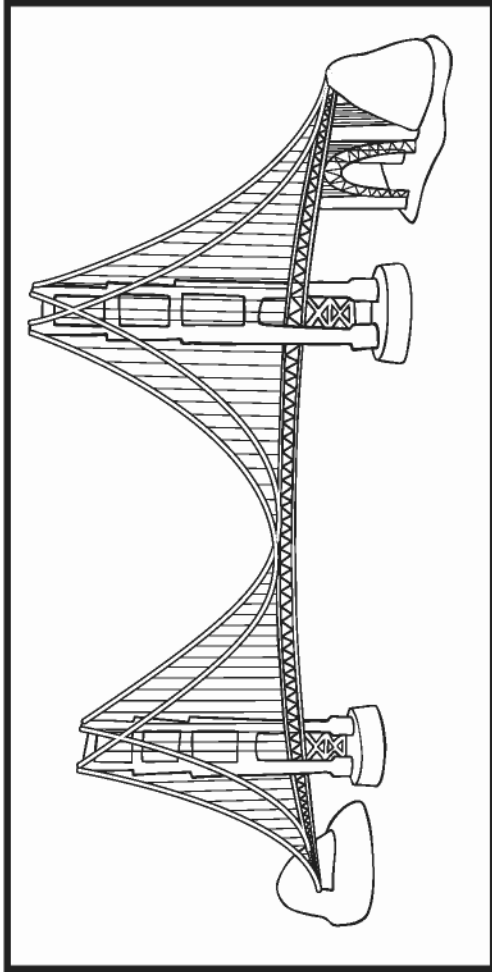
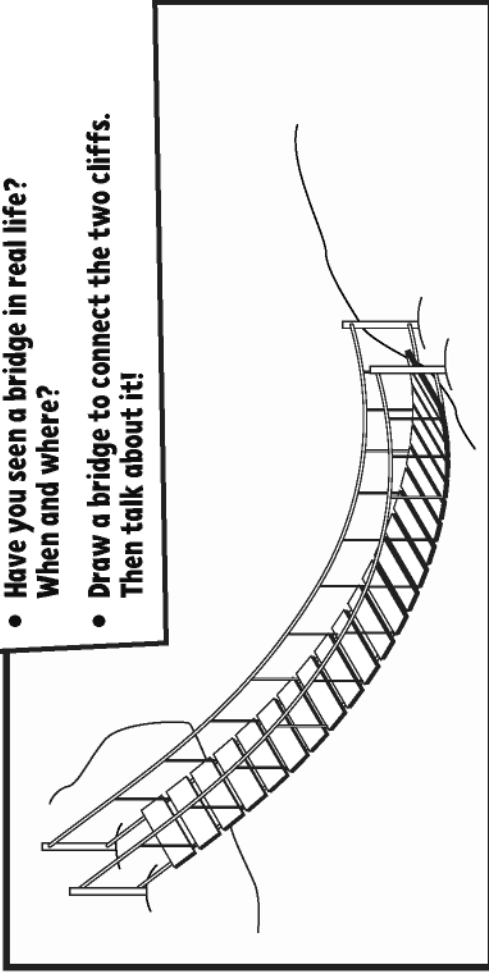
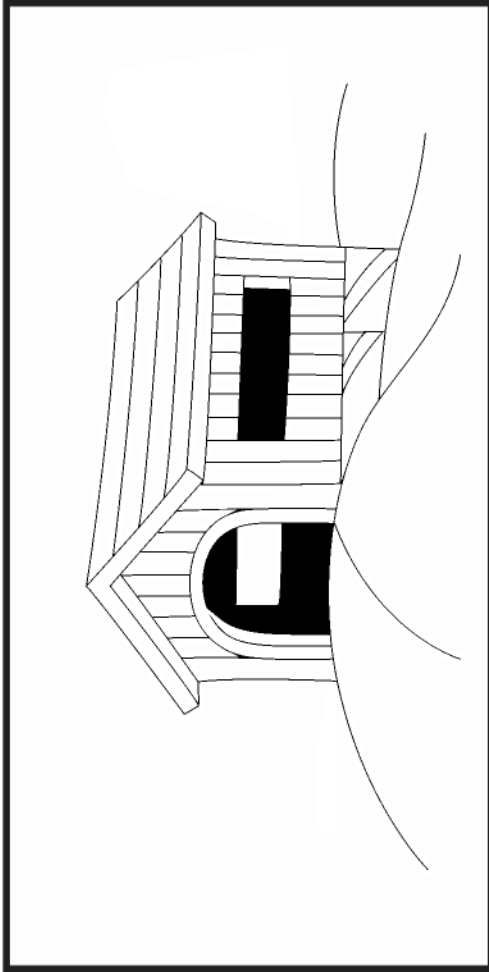
Bridges

Describe the different bridges you see.
Then, draw a bridge of your own design.

Name _____

Family Talk

- What do you notice about the different bridges?
- Have you seen a bridge in real life? When and where?
- Draw a bridge to connect the two cliffs. Then talk about it!



Find more games and activities at pbskidsforparents.org



Corporation
for Public
Broadcasting

PBS KIDS and the PBS KIDS Logo are registered trademarks of Public Broadcasting Service. Used with permission. Made available by the Corporation for Public Broadcasting, a private corporation funded by the American people.




Curious George®

Print this sheet twice, then cut along the dotted lines.
Scramble them face down to play a memory game.

Imitate the animal as you make a pair by moving like it or by making the sound it makes. Describe how they look or act.

Which animals have you observed before? Where did you see them?



For more ideas and tips visit pbskidsforparents.org

Produced by



UNIVERSAL
1440 ENTERTAINMENT



Corporation
for Public
Broadcasting



Curious George is a production of Imagine, GBH Kids and Universal. Curious George and related characters, created by Margret and H.A. Rey are copyrighted and trademarked by Houghton Mifflin Harcourt and used under license. Licensed by Universal Studios Licensing LLC. Television series: ©2018. Universal Studios. All Rights Reserved. PBS KIDS and the PBS KIDS Logo are registered trademarks of Public Broadcasting Service. Used with permission. Proud sponsors of Curious George® on PBS KIDS® are Kiddie Academy and ABCmouse.com. FOR PROMOTIONAL USE ONLY. The contents of George's Busy Day online features were developed under a grant from the Department of Education. However, those contents do not necessarily represent the policy of the Department of Education, and you should not assume endorsement by the Federal Government. Made available by the Corporation for Public Broadcasting, a private corporation funded by the American people. For more fun and games, check out curiousgeorge.com.




Curious George®

Print this sheet twice, then cut along the dotted lines.
Scramble them face down to play a memory game.

Imitate the animal as you make a pair by moving like it or by making the sound it makes. Describe how they look or act.

Which animals have you observed before? Where did you see them?



For more ideas and tips visit pbskidsforparents.org

Produced by



UNIVERSAL
1440 ENTERTAINMENT



Curious George is a production of Imagine, GBH Kids and Universal. Curious George and related characters, created by Margret and H.A. Rey are copyrighted and trademarked by Houghton Mifflin Harcourt and used under license. Licensed by Universal Studios Licensing LLC. Television series: ©2018. Universal Studios. All Rights Reserved. PBS KIDS and the PBS KIDS Logo are registered trademarks of Public Broadcasting Service. Used with permission. Proud sponsors of Curious George® on PBS KIDS® are Kiddie Academy and ABCmouse.com. FOR PROMOTIONAL USE ONLY. The contents of George's Busy Day online features were developed under a grant from the Department of Education. However, those contents do not necessarily represent the policy of the Department of Education, and you should not assume endorsement by the Federal Government. Made available by the Corporation for Public Broadcasting, a private corporation funded by the American people. For more fun and games, check out curiousgeorge.com.



Kitchen Math Bingo



peg+cat

How many of these items can you find in your kitchen?

Count the number of items that you found. Did you fill a row or the whole card?

 Three red items	 Cube	Sold by a gallon	 Rectangle	Less than \$1.00
 Circle	Greater than \$1.00	 Dairy	Less than one pound	 Rectangular prism
Sold by a quart	Less than one ounce	Free Space	 One vegetable	Sold by a dozen
 Sphere	Less than \$5.00	 Four fruits	Greater than one ounce	 Square
 Two canned goods	 Oval	Weighs more than one pound	 Cylinder	Greater than \$5.00

For more activities, visit pbskidsforparents.org