







**Learn at Home with PBS KIDS**



# Map Skills

# BINGO





# Learn at Home with PBS KIDS

## Hello, Families!

Welcome to **Learn Along Bingo**! We're happy to share PBS KIDS activities with you and to work with PBS member stations and community partners across the country to help support learning at home. With Learn Along Bingo, children can view, explore, and play as they learn alongside their PBS KIDS friends on the PBS KIDS 24/7 channel. We hope your family will use it to inspire learning each and every day.

### It's Spatial Skills and Maps Week!

In this packet, there are printable activities and everyday learning ideas for you and your child to choose from. As you complete each square, mark it off to celebrate the learning.

### Learning Spotlight: Maps

Maps are models of places and show physical and human-made features. Studying maps, we learn about where objects and places are located.

### Show What You Know: Hide and Seek with Cat

The last activity in this packet is a perfect way for children to practice finding objects and explore directions.

Ready for more? Watch your favorite PBS KIDS shows on the 24/7 channel and live stream at [pbskids.org/video/livetv](https://pbskids.org/video/livetv) or on your local PBS station.

**Happy learning!**  
**PBS KIDS**




Find free activities, articles and tips to support at-home learning on [pbskidsforparents.org](https://pbskidsforparents.org)

PBS KIDS and the PBS KIDS Logo are registered trademarks of Public Broadcasting Service. Used with permission.



# Map Skills BINGO




**Circus Math**



**Make a map of the room you are in with objects.**




**My Animal Farm**




**Hide a book or toy in a safe place. Then, draw a map to help someone find it.**



**Hide and Seek**




**A globe is a model of Earth that shows land and water. Tell someone.**



**What if?**



**Draw a map of your neighborhood.**



**Telescope**

**PreK-K**

**Find more games and activities at [pbs.org/parents/learn-at-home](https://pbs.org/parents/learn-at-home)**



PBS KIDS and the PBS KIDS Logo are registered trademarks of Public Broadcasting Service. Used with permission. Made available by the Corporation for Public Broadcasting, a private corporation funded by the American people.


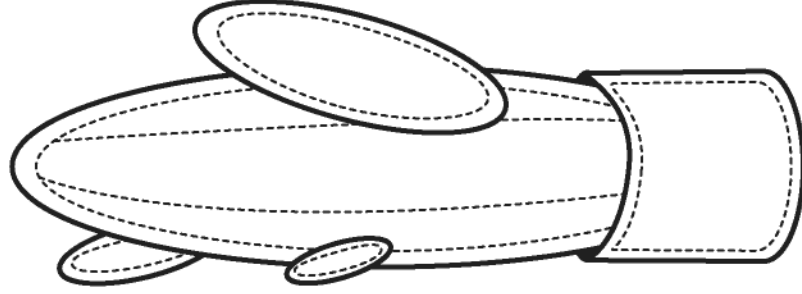

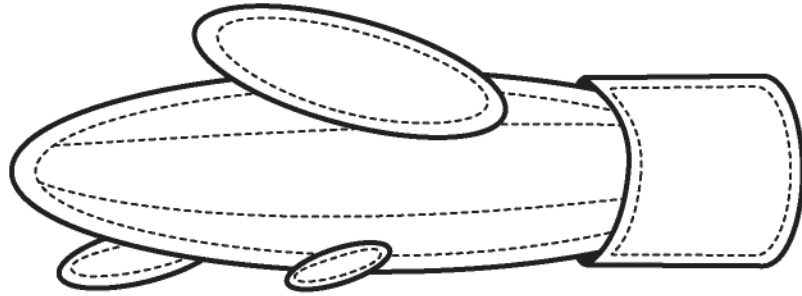


123

**SESAME STREET**

# Circus Math

The circus ringmaster is looking for someone who can bounce on a trampoline and land in between two cactuses. Help him figure out who should get the job. Circle the performer who landed in between the cactuses. Who is it?



To help Elmo practice his "in between" act, ask a grown-up to help you cut out Elmo.

Practice placing Elmo in between different things around your home.

Then, switch it up and practice placing Elmo on top and under different things.

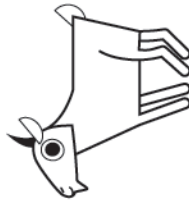

**Find more games and activities at [pbskidsforparents.org](https://pbskidsforparents.org)**



# My Animal Farm

Name \_\_\_\_\_

Draw a map of your very own animal farm. You can color, cut, and choose the pictures of the animals that might live on it. Add details to your map to show where the animals live and the food they eat. Think of the buildings you might see, like your house and a barn, or land, hills, lakes, or ponds. Make sure to label the parts of your map and tell someone all about it.



Find more games and activities at [pbskidsforparents.org](http://pbskidsforparents.org)


PBS KIDS and the PBS KIDS Logo are registered trademarks of Public Broadcasting Service. Used with permission. Made available by the Corporation for Public Broadcasting, a private corporation funded by the American people.



Name \_\_\_\_\_

# Circus: What if?

Imagine what two things Circus Performer Elmo is trying to land in between. Draw them. Tell someone a story about what you drew. The great thing about using your imagination is that there's always more than one possibility to any story!




Find more games and activities at [pbskidsforparents.org](https://pbskidsforparents.org)



## Design Your Own Telescope

- \* Color this page and ask a grown-up to help cut along the dashed lines.
- \* Wrap it around a paper tube and then tape the edges of the sheet together.
- \* Use your new telescope to look at the moon, stars, or objects around you!
- \* Make a map of what you found.



Produced by:



Find more games and activities at [pbskidsforparents.org](http://pbskidsforparents.org)



Sponsored by:





# peg+cat

## Hide and Seek with Cat

### Where did Cat go this time?

He's always sneaking off somewhere and Peg can't find him! Play "hide and seek" with a paper version of Cat. One person will close their eyes while someone else hides him. Use words like over, on top of, next to, under, or in between to share clues about where he is. Take turns hiding or searching for Cat.

