






Learn at Home with PBS KIDS



Act It Out

BINGO





# Learn at Home with PBS KIDS

## Hello, Families!

Welcome to **Learn Along Bingo!** We're happy to share PBS KIDS activities with you and to work with PBS member stations and community partners across the country to help support learning at home. With Learn Along Bingo, children can view, explore, and play as they learn alongside their PBS KIDS friends on the PBS KIDS 24/7 channel. We hope your family will use it to inspire learning each and every day.

### **It's Act It Out Week!**

In this packet, there are printable activities and everyday learning ideas for you and your child to choose from. As you complete each square, mark it off to celebrate the learning.

### **Learning Spotlight: Dramatic Play**

This week, we're learning that dramatic play is important because we it helps us to develop language and communication skills as we learn about the world and those in it.

### **Show What You Know: The Amazing Clubhouse**

The last activity in this packet is a perfect way for children to explore their imagination using a scene and puppets.

Ready for more? Watch your favorite PBS KIDS shows on the 24/7 channel and live stream at [pbskids.org/video/livetv](https://pbskids.org/video/livetv) or on your local PBS station.

**Happy learning!**  
**PBS KIDS**



Find free activities, articles and tips to support at-home learning on [pbskidsforparents.org](https://pbskidsforparents.org)


PBS KIDS and the PBS KIDS Logo are registered trademarks of Public Broadcasting Service. Used with permission.




# Act It Out BINGO




**Act Like  
an Animal**



**Name 3 farm animals.  
Can you act like them?**



**Dinosaur Train  
Puppets**



**Rise like the sun  
and fall down to the  
ground like the rain.**




**Elinor's Amazing  
Clubhouse**



**Use recycled boxes to  
make a stage for  
a puppet theater.**



**The Itsy Bitsy Spider**



**Make props to create  
grocery store.**



**Sesame Street  
Finger Puppets**

**PreK-K**

**Find more games and activities at [pbs.org/parents/learn-at-home](https://pbs.org/parents/learn-at-home)**



PBS KIDS and the PBS KIDS Logo are registered trademarks of Public Broadcasting Service. Used with permission. Made available by the Corporation for Public Broadcasting, a private corporation funded by the American people.

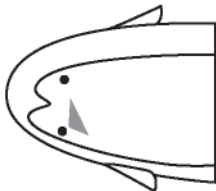


# Act Like An Animal

**Instructions:** Animals communicate with each other and move around in many different ways. Color the animals and then cut along the dashed lines. Flip all of the cards face down on a flat surface. One at a time, choose a card and show your creativity as you act like the animal. You can even draw and write directions for your own animal cards. Invite others to play with you and ask them to guess which animal you are!



**Waddle like a**



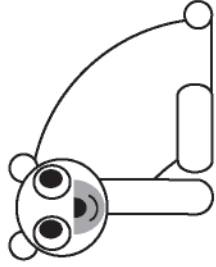
**penguin.**

**Make a clicking sound like a**



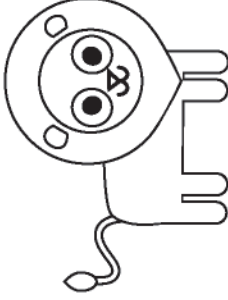
**dolphin.**

**Growl like a**




**bear.**

**Roar like a**



**lion.**

**Hop like a**




**rabbit.**

**Flutter like a**



**butterfly.**

**Trot like a**



**moose.**

**Hoot like an**



**owl.**

**Arch your back like a**



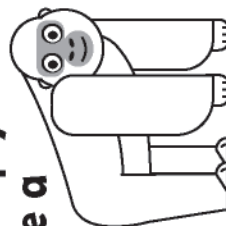
**cat.**

**Scamper across the ground like a**




**lizard.**

**Thump your chest like a**



**gorilla.**

**Kick your legs like a**




**camel.**

**Bark like a**



**dog.**

**Climb like a**



**koala.**

Find more games and activities at [pbskidsforparents.org](http://pbskidsforparents.org)




PBS KIDS and the PBS KIDS Logo are registered trademarks of Public Broadcasting Service. Used with permission. Made available by the Corporation for Public Broadcasting, a private corporation funded by the American people.




# Storytelling Puppets

**Directions:** Color and then cut out the character puppets. Glue each puppet onto a popsicle stick. Use the puppets to retell the sequence of events from the PBS KIDS episode you watched. Talk about the characters, the problem, what the characters did, the solution and what they learned. You can even create an original storyline!

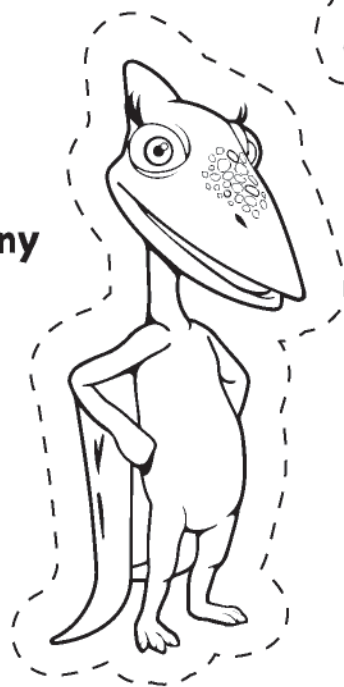
**Buddy**



**Mr. Conductor**



**Tiny**



For more games and activities, visit [pbskidsforparents.org](http://pbskidsforparents.org)

Funded by:



Dinosaur Train™ & © 2020. The Jim Henson Company. All Rights Reserved.  
Corporate funding is provided by Kiddie Academy® and ABCmouse.com.  
PBS KIDS and the PBS KIDS Logo are registered trademarks of Public Broadcasting Service. Used with permission.  
Made available by the Corporation for Public Broadcasting, a private corporation funded by the American people.



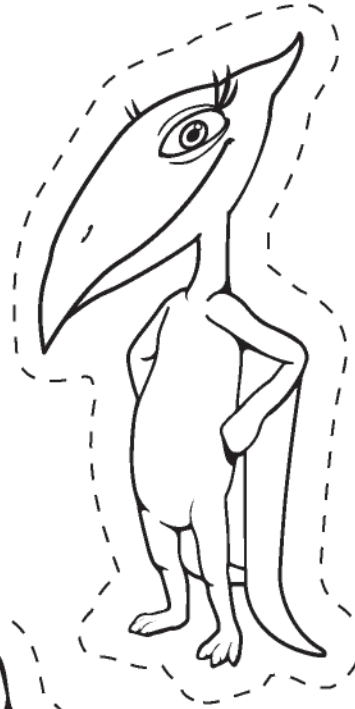


# Storytelling Puppets

**Directions:** Color and then cut out the character puppets. Glue each puppet onto a popsicle stick. Use the puppets to retell the sequence of events from the PBS KIDS episode you watched. Talk about the characters, the problem, what the characters did, the solution and what they learned. You can even create an original storyline!



**Don**



**Shiny**



**Tank Triceratops**

For more games and activities, visit [pbskidsforparents.org](http://pbskidsforparents.org)



Dinosaur Train™ & © 2020. The Jim Henson Company. All Rights Reserved.  
Corporate funding is provided by Kiddie Academy® and ABCmouse.com.  
PBS KIDS and the PBS KIDS Logo are registered trademarks of Public Broadcasting Service. Used with permission.  
Made available by the Corporation for Public Broadcasting, a private corporation funded by the American people.

Funded by:

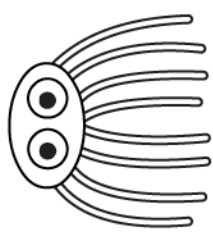
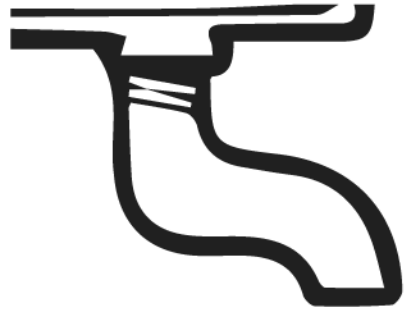
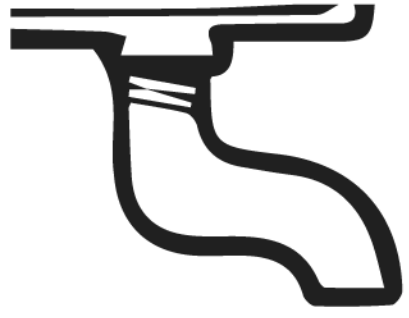

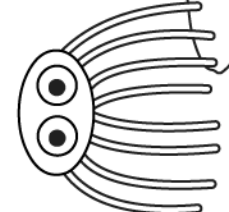







# The Itsy Bitsy Spider

Name \_\_\_\_\_

Color the pictures from the nursery rhyme. Then, ask an adult to help cut them out. Work together to put them in order.

Find more games and activities at [pbskidsforparents.org](http://pbskidsforparents.org)



Made available by the Corporation for Public Broadcasting, a private corporation funded by the American people. PBS KIDS and the PBS KIDS Logo are registered trademarks of Public Broadcasting Service. Used with permission.



# The Itsy Bitsy Spider

Name \_\_\_\_\_

--	--

**first**

--	--

**second**

--	--

**third**

--	--

**fourth**



**Find more games and activities at [pbskidsforparents.org](http://pbskidsforparents.org)**




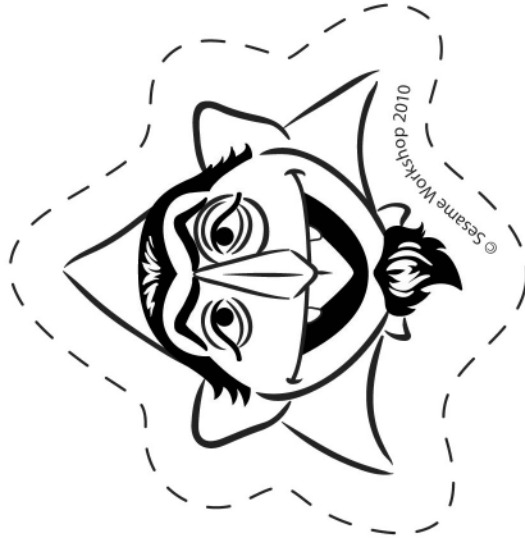
Made available by the Corporation for Public Broadcasting, a private corporation funded by the American people. PBS KIDS and the PBS KIDS Logo are registered trademarks of Public Broadcasting Service. Used with permission.





# Muppet Finger Puppets


Color each muppet. Then, carefully cut along the dotted line. Once your muppet is cut out, tape it to your finger for your very own finger puppet!





# Muppet Finger Puppets


Color each muppet. Then, carefully cut along the dotted line. Once your muppet is cut out, tape it to your finger for your very own finger puppet!



Name \_\_\_\_\_

# The Amazing Clubhouse

Elinor, Ari, and Olive enjoy exploring. They have a special clubhouse where they meet with the Exploring Club members to plan their adventures. They take care of their clubhouse so that they can all enjoy it. Use the puppets to act out some of their adventures!



Find more games and activities at [pbskidsforparents.org](http://pbskidsforparents.org)




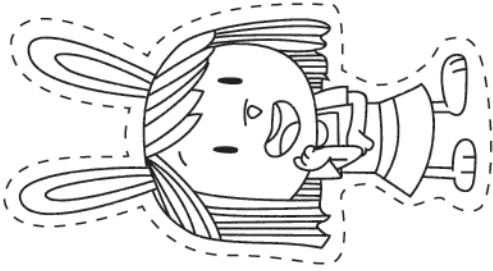

Funding for ELINOR WONDERS WHY is provided by a Ready To Learn Grant from the Department of Education; the Corporation for Public Broadcasting, a private corporation funded by the American People; and by public television viewers. The contents of this document was developed under a grant from the Department of Education. However, those contents do not necessarily represent the policy of the Department of Education, and you should not assume endorsement by the Federal Government. The project is funded by a Ready To Learn grant (PR/AWARD No. U295A150003, CFDA No. 84.295A) provided by the Department of Education to the Corporation for Public Broadcasting. ©2020 SHOE Ink, LLC. All Rights Reserved. PBS KIDS and the PBS KIDS Logo are registered trademarks of Public Broadcasting Service. Used with permission. Made available by the Corporation for Public Broadcasting, a private corporation funded by the American people.



Produced by:

Funded by:

# The Amazing Clubhouse Puppets



Find more games and activities at [pbskidsforparents.org](http://pbskidsforparents.org)

Funded by:

Produced by:



Funding for ELINOR WONDERS WHY is provided by a Ready To Learn Grant from the Department of Education; the Corporation for Public Broadcasting, a private corporation funded by the American People; and by public television viewers. The contents of this document was developed under a grant from the Department of Education. However, those contents do not necessarily represent the policy of the Department of Education, and you should not assume endorsement by the Federal Government. The project is funded by a Ready To Learn grant (PR/AWARD No. U295A150003, CFDA No. 84.295A) provided by the Department of Education to the Corporation for Public Broadcasting. ©2020 SHOE Ink, LLC. All Rights Reserved. PBS KIDS and the PBS KIDS Logo are registered trademarks of Public Broadcasting Service. Used with permission. Made available by the Corporation for Public Broadcasting, a private corporation funded by the American people.