


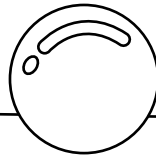





Learn at Home with PBS KIDS



Sharing Your Creativity BINGO





Learn at Home with PBS KIDS

Hello, Families!

Welcome to **Learn Along Bingo!** We're happy to share PBS KIDS activities with you and to work with PBS member stations and community partners across the country to help support learning at home. With Learn Along Bingo, children can view, explore, and play as they learn alongside their PBS KIDS friends on the PBS KIDS 24/7 channel. We hope your family will use it to inspire learning each and every day.

It's Sharing Your Creativity Week!

In this packet, there are printable activities and everyday learning ideas for you and your child to choose from. As you complete each square, mark it off to celebrate the learning.

Learning Spotlight: Making and Experiencing Music and Movement

This week, we're learning about how making and experiencing music and movement helps us express ourselves, alone or with others.

Show What You Know: Make an Instrument Activity

The last activity in this packet is a perfect way for children to make an instrument and create their own songs.

Ready for more? Watch your favorite PBS KIDS shows on the 24/7 channel and live stream at pbskids.org/video/livetv or on your local PBS station.

Happy learning!
PBS KIDS



Find free activities, articles and tips to support at-home learning on pbskidsforparents.org

PBS KIDS and the PBS KIDS Logo are registered trademarks of Public Broadcasting Service. Used with permission.




Sharing Your Creativity

BINGO




The Scribble Game



Play a dance game – crawl like an ant, jump like a frog, and gallop like a horse.




Step-By-Step Dance




Find a movement that repeats in a dance. What pattern did you find?




Make an Instrument



Write a list of your three favorite songs and perform a concert for others.



Be Your Own Band



Create a beat and play it on your instrument.



Makin' Tracks with Play Dough

PreK-K

Find more games and activities at pbs.org/parents/learn-at-home



PBS KIDS and the PBS KIDS Logo are registered trademarks of Public Broadcasting Service. Used with permission. Made available by the Corporation for Public Broadcasting, a private corporation funded by the American people.

THE SCRIBBLE GAME



Scribbles
and
Ink

Here's a scribble.
What could it be?



Add onto this
scribble and
then pass it to
a friend.



Produced by GBH Kids for PBS. Funded by the Corporation for Public Broadcasting and Gerneshausen Foundation. © 2020 WGBH Educational Foundation. Based on Scribbles and Ink books written by Ethan Long, published by Harriet Ziefert, Inc., underlying Scribbles and Ink characters and artwork are copyrights and trademarks of Ethan Long. Made available by the Corporation for Public Broadcasting, a private corporation funded by the American people.



pbskids.org

The PBS KIDS wordmark and the PBS KIDS Logo are registered trademarks of Public Broadcasting Service. Used with permission.

Step-by-Step Dance



Balance



Jump



Run



Kneel



Draw Your Own

Draw Your Own

Play this Step-by-Step Dance game for some creative fun.

- 1 Cut out each square.
- 2 With your child, practice each step. (Your child can draw a new step or movement in the blank squares.)
- 3 Arrange the dance steps in whatever order or pattern you want.
- 4 Add music.
- 5 Ready, set, dance!
- 6 For a new dance, change the order of the steps.

Find more games and activities at pbskidsforparents.org

PINKALICIOUS & PETERIFIC® is produced by GBH Kids and Sixteen South Studios.



Funding for PINKALICIOUS & PETERIFIC® is provided by the Corporation for Public Broadcasting, and public television viewers. Produced with the participation of Northern Ireland Screen. Corporate funding is provided by Kiddie Academy®, Homer and Target.



© 2020 WGBH. Underlying © VBK Co., or VBK Co. and Elizabeth Kann. TM: VBK Co. All third-party trademarks are the property of their respective owners. Used with permission. PBS KIDS and the PBS KIDS Logo are registered trademarks of Public Broadcasting Service. Used with permission. Made available by the Corporation for Public Broadcasting, a private corporation funded by the American people.



Be Your Own Band

Zoe's friends learned how to make music without any instruments at all. Follow the pictures to make music. Then make up your own rhythms!

When you see



clap your hands together.

When you see



tap your feet on the floor.

When you see



slap your hand down.

What comes next on each line? Hum a tune as you clap, tap, and slap.



© 2010 SESAME WORKSHOP. ALL RIGHTS RESERVED. • ILLUSTRATION BY NANCY DAVIS



Find more games and activities at pbskidsforparents.org



PBS KIDS and the PBS KIDS Logo are registered trademarks of Public Broadcasting Service. Used with permission. Made available by the Corporation for Public Broadcasting, a private corporation funded by the American people.



MAKIN' TRACKS WITH PLAY DOUGH!




DIFFICULTY: EASY

When you walk in wet sand, snow or mud, you leave behind a footprint. Animals do, too! We call those prints, "tracks." Next time you're exploring, look for tracks on the ground!

You can also make your own tracks to compare with friends, your pet, or one of the Nature Cat gang! Using play dough, make YOUR nature tracks to create an artistic masterpiece!



MATERIALS

-  Play dough
-  Rolling pin
-  Washable paint and paintbrush (optional)



CAPTURE YOUR TRACKS

- 1 Make two balls with your dough.
- 2 Roll out each dough ball on a flat surface until it is a little bit bigger than your foot.
- 3 Ready? Press your hand into one piece of the dough.
- 4 Now repeat with a foot (or a patient pet.)
- 5 Let it dry and add some color with paint!




Find more games and activities at pbskidsforparents.org




PBS KIDS and the PBS KIDS Logo are registered trademarks of Public Broadcasting Service. Used with permission. NATURE CAT and associated characters, trademarks and design elements are owned by Spiffy Entertainment, LLC © 2016 Spiffy Entertainment, LLC. All rights reserved. Major funding for the series is provided by the Corporation for Public Broadcasting (CPB) and the Van Eekeren Family, founders of Land O'Frost. Additional funding: The Hamill Family Foundation, The Segal Family Foundation, The Arthur Vining Davis Ions, Polk Bros. Foundation, Alvin H. Baum Foundations, Polk Bros. Foundation, Alvin H. Baum Family Fund, Bobolink Foundation, Sage Foundation, The David E. Zyer Family, Dr. Scholl Foundation, and Colonel Stanley R. McNeil Foundation. Made available by the Corporation for Public Broadcasting, a private corporation funded by the American people.


Make Your Own Instrument!




1 Cut along the dotted line.



2 Roll the paper into a cylinder and staple one end shut. Fill the shaker full of beans, pasta, or gravel. Hold the shaker by the base (the stapled end). Pinch and staple the center of the top so that the crease goes in the opposite direction from the base.



3 Finish the shaker by making sure both ends are stapled shut.



Find more games and activities at pbskidsforparents.org

Funding for PINKALICIOUS & PETERIFIC® is provided by the Corporation for Public Broadcasting, and public television viewers. Produced with the participation of Northern Ireland Screen. Corporate funding is provided by Kiddie Academy®, Homer and Target.



© 2020 WGBH, Underlying © VBK Co., or VBK Co. and Elizabeth Kann. TM: VBK Co. All third-party trademarks are the property of their respective owners. Used with permission. PBS KIDS and the PBS KIDS Logo are registered trademarks of Public Broadcasting Service. Used with permission. Made available by the Corporation for Public Broadcasting, a private corporation funded by the American people.

